





# 3-D Life Cycle Planning Page



--Print this page. Then roll the page and glue line A to line B.



<p>Write the name of a plant or animal across this row in large letters.</p> 				
<p>Write the name of each stage (in order) in the boxes across this row.</p> 				
<p>Draw a picture of each stage in the boxes across this row.</p> 				
<p>Write a description of each stage in the boxes across this row.</p> 				

line B

Line B

Line A (glue to Line B)

**R E P R O D U C T I O N**

Line A (glue to Line B)